

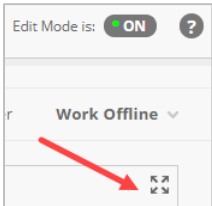


Grade Center

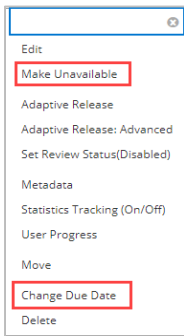
View full titles of Grade Center columns, making it easier to distinguish between similarly-titled columns



With full-screen mode, view as many columns as the size of your monitor will allow (less scrolling).

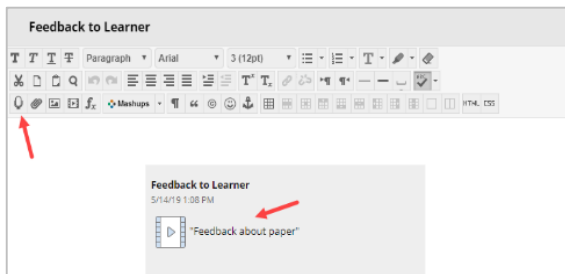


Grade center menu for tests and assignments now have the option to make the item unavailable and/or change the due date. For collaboration tools such as journals and discussions, only the ability to change due date is available.



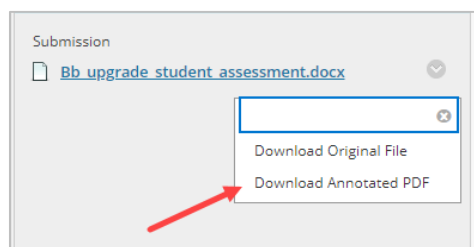
Create Recording for Feedback

Instructors can create personalized feedback audio/video recordings for individual gradable item attempts or manual gradebook items. Each recording can be up to 5 minutes long. Students view the feedback on their MyGrades page.



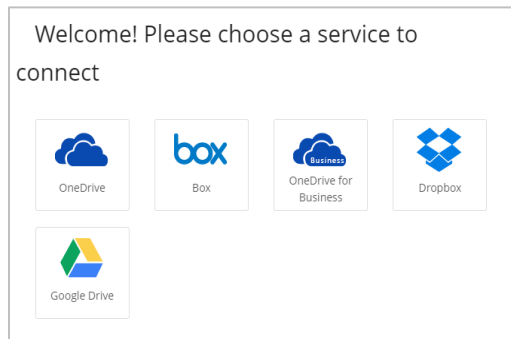
Download Assignment Annotations

Both instructors and students can download certain file types (DOC, DOCX, PDF) with comments as an annotated PDF. Students can download the annotated file once their submission has been graded from their MyGrades page.



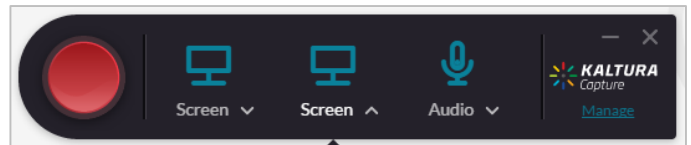
Cloud Storage Integration

Instructors and students have access to an aggregated cloud service that lets users connect to their preferred cloud storage accounts (such as OneDrive, DropBox, and Google Drive) and place content directly into their course.



Kaltura Capture

Kaltura Captures replaces Capturespace Lite and received a new user interface, making it easier for faculty to capture personal video, screen sharing and/or audio.



Course Copies

With a few simple steps, faculty can now process their own [course copies](#).



Enable Course Terms

The "terms" features allows faculty to view past courses taught. Beginning Fall 2019, a year of courses will be available with a maximum of two years going forward.

