

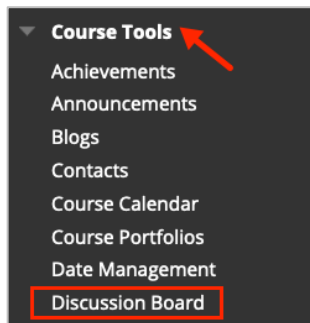
# ASSIGNING DISCUSSION ROLES

Assigning discussion roles gives students different permissions within the discussion forum. The default role for students is participant, which allows students to read and reply to posts. Student roles can be changed to moderator to help manage the discussion forum. The moderator role allows students to delete, edit, and lock posts in any forum.

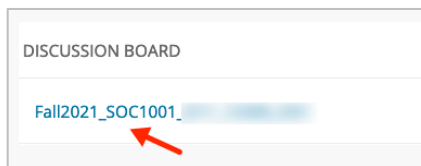
---

## Instructions

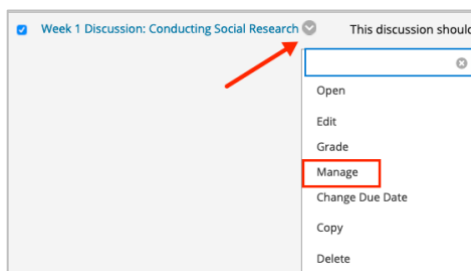
1. From the Course Tools menu select **Discussion Board**.



2. Select the **course name and ID** from the Discussion Board page.

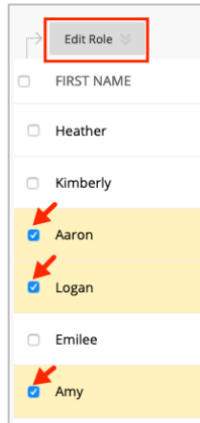


3. Click the down arrow next to the forum and click **Manage**.

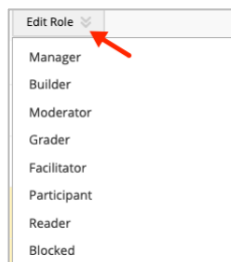


4. Select the student(s) whose role to change by clicking the box next to their name. Then select the **Edit Role** drop down menu.

# ASSIGNING DISCUSSION ROLES



- In the drop down menu, select the role to change the student(s) to.
  - Manager: Manager is the default role for instructors. This role allows users to create and edit threads, as well as the option to create, edit, grade, or delete individual posts.
  - Builder: This option allows the user to create new threads within the forum.
  - Moderator: This role allows the user to monitor the moderation queue if Force Moderation of Posts is enabled.
  - Grader: This role allows the user to read and grade discussion posts within the forum.
  - Participant: This default role allows the user to read and create new posts within the discussion forum. This is the default role for students.
  - Reader: This role allows the user to read posts only, but does not allow the user to create posts.
  - Blocked: Blocking a user prevents the user from accessing the discussion forum in its entirety.



- The last column displays the forum role for each student.

FIRST NAME	FORUM ROLE
Heather	Participant
Kimberly	Participant
Aaron	Moderator
Logan	Moderator
Emilee	Participant
Amy	Moderator