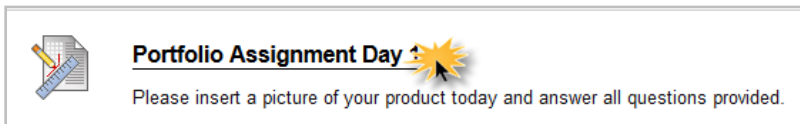


PORTFOLIO ASSIGNMENT

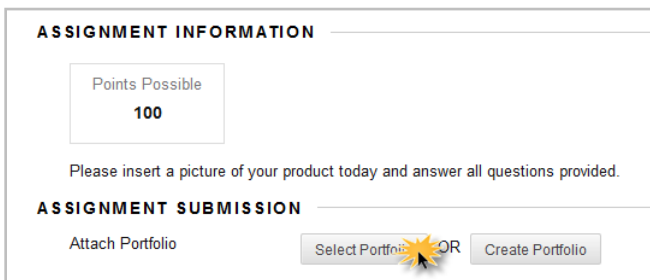
The ulearn portfolio tool allows students the ability to collect work samples, add reflections, and embed media to document growth for the duration of a course or program. The student portfolio is available to the student throughout their enrollment at Johnson & Wales.

Instructions

1. Click the **assignment link** located in your ulearn course.

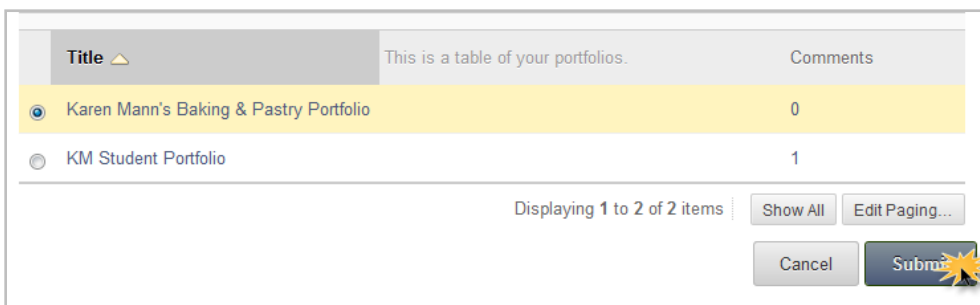


2. Click the **Select Portfolio** button.



The screenshot shows two sections of a form. The top section is titled "ASSIGNMENT INFORMATION" and contains a box for "Points Possible" with the value "100". Below this is the instruction "Please insert a picture of your product today and answer all questions provided." The bottom section is titled "ASSIGNMENT SUBMISSION" and contains the text "Attach Portfolio" followed by two buttons: "Select Portfolio" (with a yellow starburst icon) and "Create Portfolio".

3. Select your Portfolio and click the **Submit** button.



The screenshot shows a table with two columns: "Title" and "Comments". The table contains two rows of portfolio entries. The first row is highlighted in yellow and has a radio button selected. The second row has a radio button that is not selected. Below the table, there is a "Displaying 1 to 2 of 2 items" indicator, a "Show All" button, an "Edit Paging..." button, a "Cancel" button, and a "Submit" button with a yellow starburst icon.

Title	Comments
<input checked="" type="radio"/> Karen Mann's Baking & Pastry Portfolio	0
<input type="radio"/> KM Student Portfolio	1

Note:

Your instructor will receive a current snapshot of your portfolio once you click the submit button. If you make changes after you have submitted the portfolio assignment, those changes will not be reflected in this portfolio assignment submission. Changes will be reflected in your next submission.