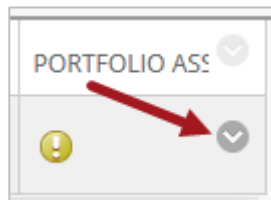


GRADE A PORTFOLIO ASSIGNMENT

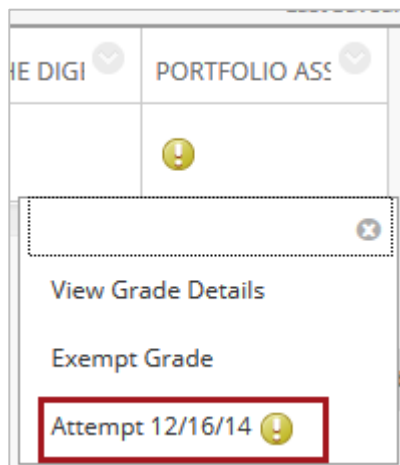
Once students have submitted work into the portfolio, it can be graded via the grade center.

Instructions

1. Go the grade center and locate the portfolio assignment column. A new submission is indicated by a yellow circle with a white exclamation mark. Click the down arrow to view a student portfolio submission.

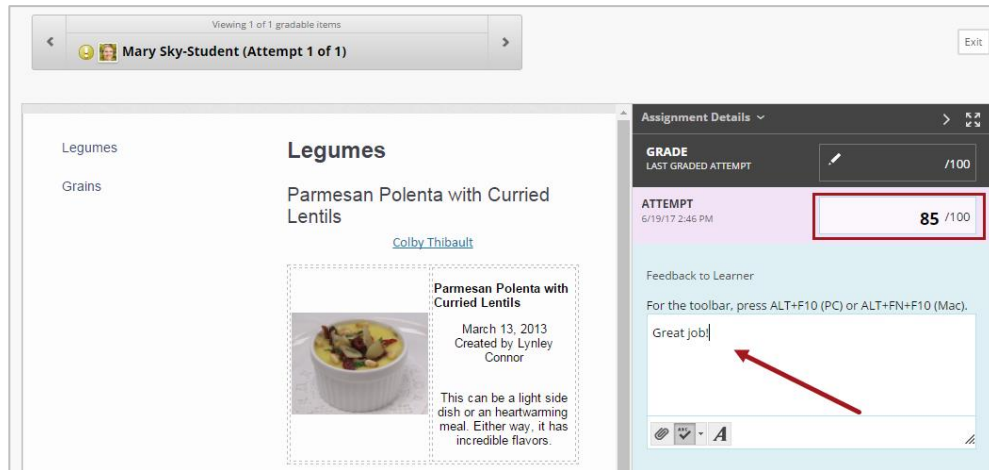


2. Select the **Attempt** from the menu.



3. View the portfolio submission on the left. All pages and sections are clickable from the left menu. Enter the **Attempt** grade in the pin box on the right. If desired, enter **Feedback to Learner** in the textbox provided.

GRADE A PORTFOLIO ASSIGNMENT



The screenshot shows a student's submission for a portfolio assignment. The main content area displays a recipe titled "Legumes" with the subtitle "Parmesan Polenta with Curried Lentils" by Colby Thibault. The recipe includes a photo of the dish, the date "March 13, 2013", and the creator "Lynley Connor". A description states: "This can be a light side dish or a heartwarming meal. Either way, it has incredible flavors." On the right, the "Assignment Details" panel shows the student's grade as "85 /100" for the "ATTEMPT" dated "6/19/17 2:46 PM". Below the grade is a "Feedback to Learner" section with the text "Great job!" and a red arrow pointing to the feedback area.

4. Click **Submit** to save.

