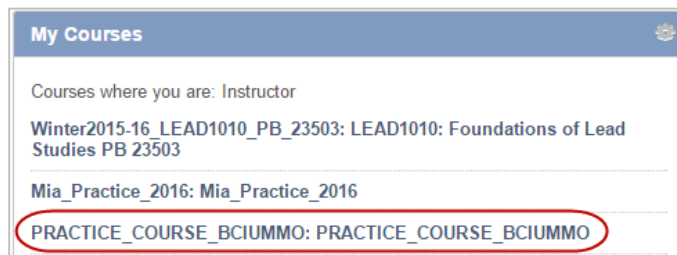


TASKSTREAM LAT ACCESS

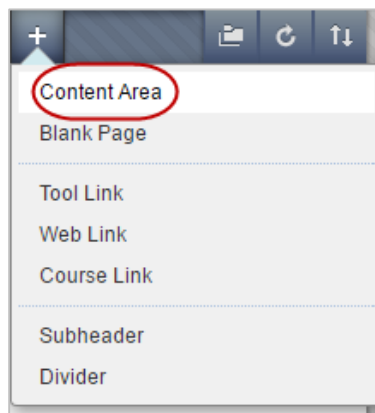
Create the Taskstream assignment link in ulearn.

Instructions

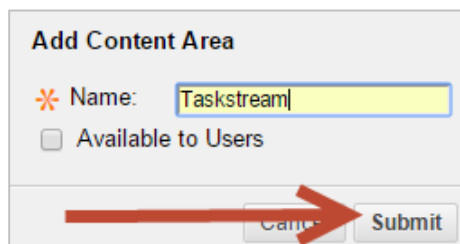
1. Under My Courses click, the course you are teaching this term that is being assessed for Outcomes Assessment.



2. Click on the (+) and then click **Content Area**

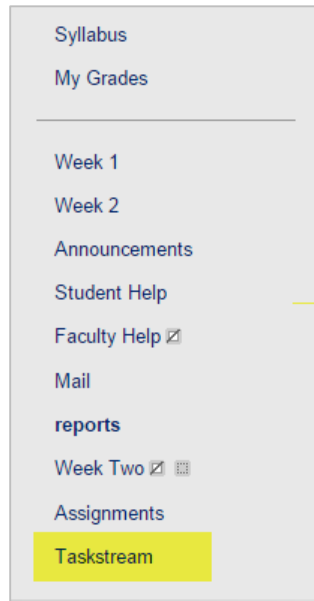


3. In the Add Content Area, enter Taskstream in the Name section. Leave Available to Users unchecked. Click **Submit**.

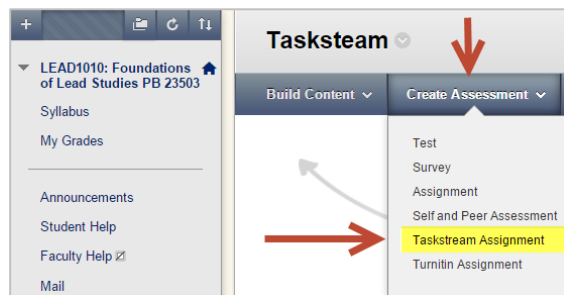


TASKSTREAM LAT ACCESS

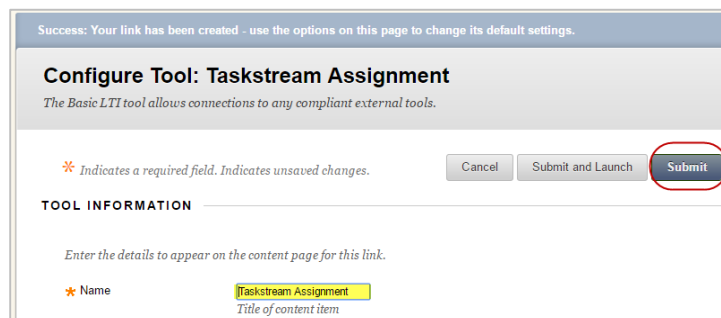
4. Scroll down the left navigational panel, locate the Taskstream link, and click **Taskstream**.



5. Click the **Create Assessment** tab. Click the **Taskstream Assignment** link.

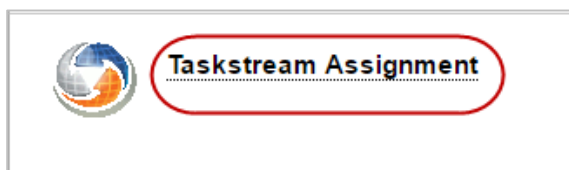


6. In the name box Taskstream Assignment will appear, leave that name in the box. Click **Submit**.



TASKSTREAM LAT ACCESS

7. Click **Taskstream Assignment**.



8. Click the title of the course in the DRF (Directed Response Folio) Program.

