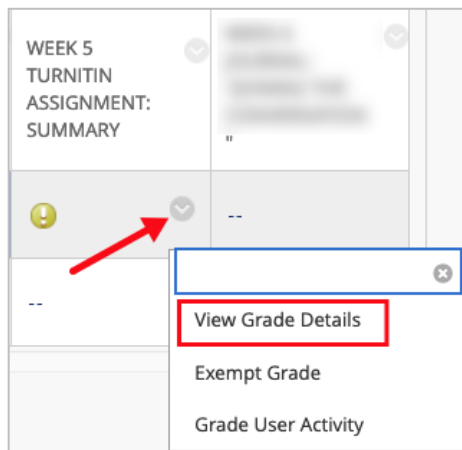


GRADE COLUMN WITH A RUBRIC

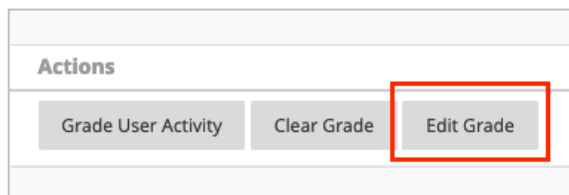
Rubrics created with the Uleran rubric tool can be associated with specific grade columns. These can be [manually created](#) grade columns or, in some cases, Turnitin assignments that do not use a Turnitin specific rubric.

Instructions

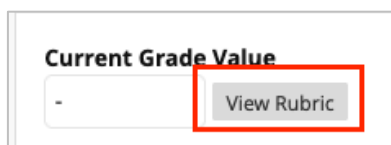
1. Select **Grade Center** and then **Full Grade Center**.
2. Locate the column in the grade center that has the rubric attached that you wish to grade with. Click the **down arrow** next to the needs grading icon and select **View Grade Details**.



3. Click **Edit Grade**.

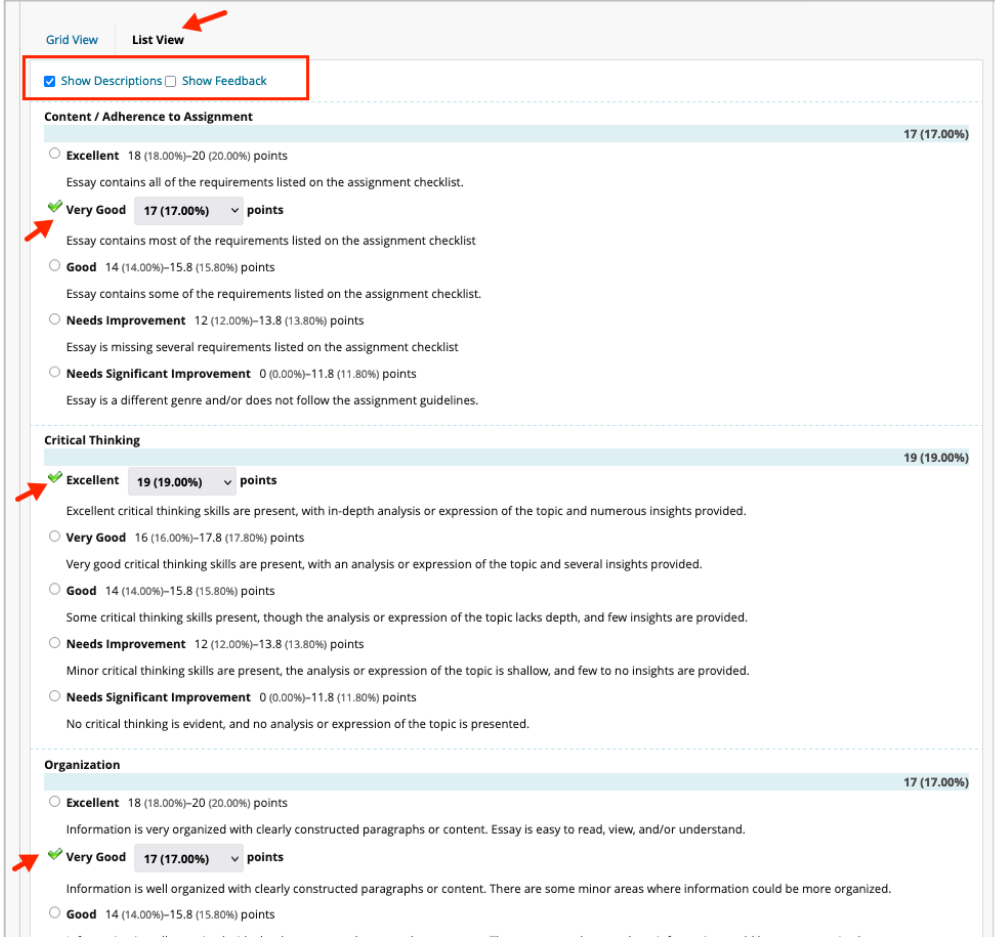


4. Select **View Rubric**.



5. **Grid View** is the default view for viewing the rubric but you can select **List View** if preferred. Be sure to click the **Show Descriptions** box and/or **Show Feedback** box if desired.

GRADE COLUMN WITH A RUBRIC



Grid View List View

Show Descriptions Show Feedback

Content / Adherence to Assignment 17 (17.00%)

- Excellent** 18 (18.00%)–20 (20.00%) points
Essay contains all of the requirements listed on the assignment checklist.
- Very Good** 17 (17.00%) points
Essay contains most of the requirements listed on the assignment checklist
- Good** 14 (14.00%)–15.8 (15.80%) points
Essay contains some of the requirements listed on the assignment checklist.
- Needs Improvement** 12 (12.00%)–13.8 (13.80%) points
Essay is missing several requirements listed on the assignment checklist
- Needs Significant Improvement** 0 (0.00%)–11.8 (11.80%) points
Essay is a different genre and/or does not follow the assignment guidelines.

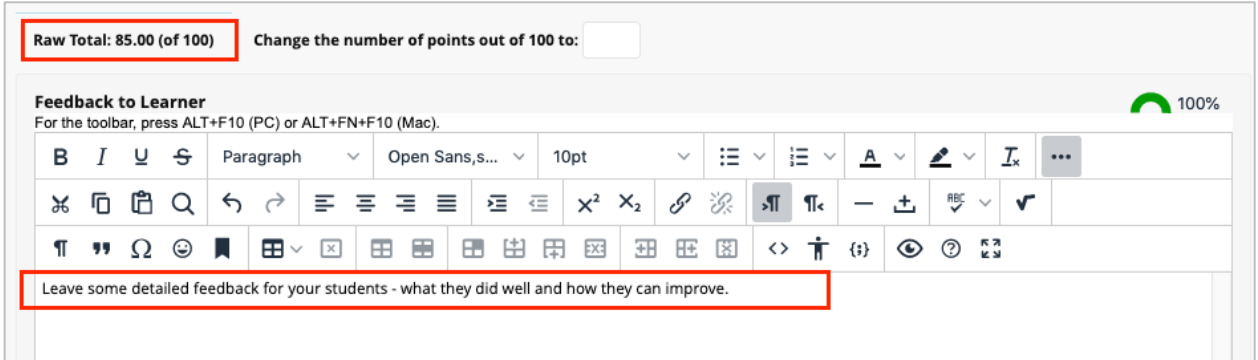
Critical Thinking 19 (19.00%)

- Excellent** 19 (19.00%) points
Excellent critical thinking skills are present, with in-depth analysis or expression of the topic and numerous insights provided.
- Very Good** 16 (16.00%)–17.8 (17.80%) points
Very good critical thinking skills are present, with an analysis or expression of the topic and several insights provided.
- Good** 14 (14.00%)–15.8 (15.80%) points
Some critical thinking skills present, though the analysis or expression of the topic lacks depth, and few insights are provided.
- Needs Improvement** 12 (12.00%)–13.8 (13.80%) points
Minor critical thinking skills are present, the analysis or expression of the topic is shallow, and few to no insights are provided.
- Needs Significant Improvement** 0 (0.00%)–11.8 (11.80%) points
No critical thinking is evident, and no analysis or expression of the topic is presented.

Organization 17 (17.00%)

- Excellent** 18 (18.00%)–20 (20.00%) points
Information is very organized with clearly constructed paragraphs or content. Essay is easy to read, view, and/or understand.
- Very Good** 17 (17.00%) points
Information is well organized with clearly constructed paragraphs or content. There are some minor areas where information could be more organized.
- Good** 14 (14.00%)–15.8 (15.80%) points

6. When done grading with the rubric, a raw total will appear in the Raw Total box. Consider leaving meaningful feedback for the student in the **Feedback to Learner** box.



Raw Total: 85.00 (of 100) Change the number of points out of 100 to:

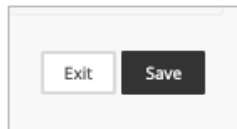
Feedback to Learner 100%

For the toolbar, press ALT+F10 (PC) or ALT+FN+F10 (Mac).

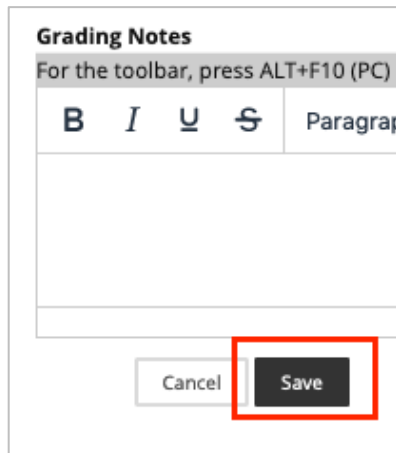
Leave some detailed feedback for your students - what they did well and how they can improve.

7. Scroll down the click **Save**.

GRADE COLUMN WITH A RUBRIC



8. Under Grading Notes, click **Save** one more time.



9. The score is recorded. Click **Return to Grade Center** to continue more grading.

