

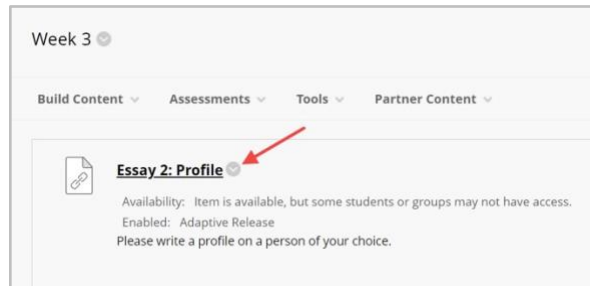
# DELETE A TURNITIN ASSIGNMENT

Turnitin requires that you delete a Turnitin assignment the ulearn content area (i.e. Week 3) and then delete the column from the Full Grade Center.

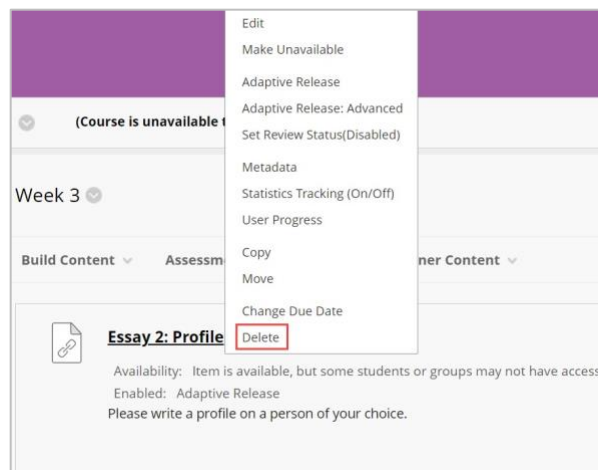
---

## Instructions

1. Go to the [content area](#) or folder and click the **down arrow** next to the assignment.



2. Click **Delete** to remove the assignment from the content area.

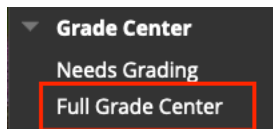


3. Click **OK** to grant final permission.



4. Now go to the **Full Grade Center** to delete the column.

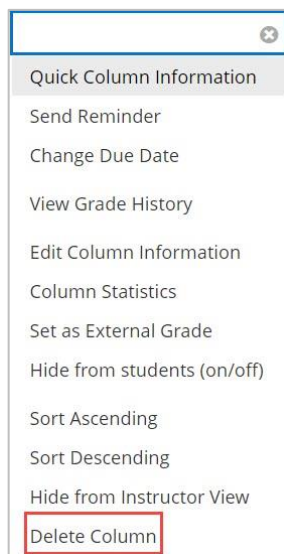
# DELETE A TURNITIN ASSIGNMENT



5. Locate the Turnitin assignment and **click the arrow** next to the column name.

ESSAY 1: MEMOIR	✓	ESSAY 2: PROFILE	✓
--		--	
--		--	

6. Click **Delete Column** to remove the assignment column.



7. Click **OK** to grant final permission:

