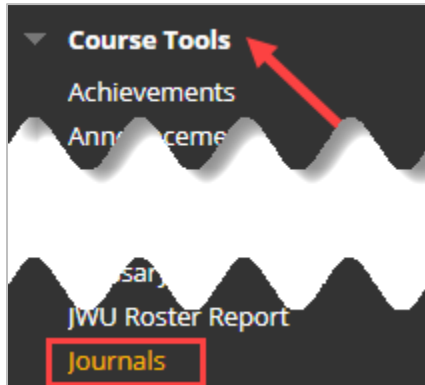


ADD JOURNAL COMMENTS

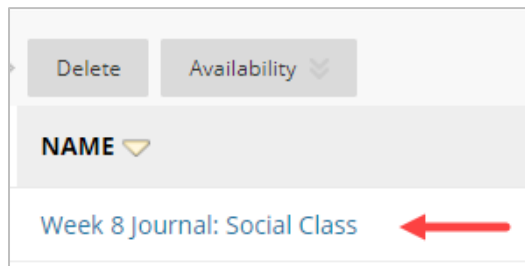
Commenting on student journal entries can help build rapport and interaction in a course. A student can make a comment on an instructor's comment, creating a conversation. Instructors have to actively check the journal for comments.

Instructions

1. Click on **Course Tools** on the left menu and choose **Journals**.

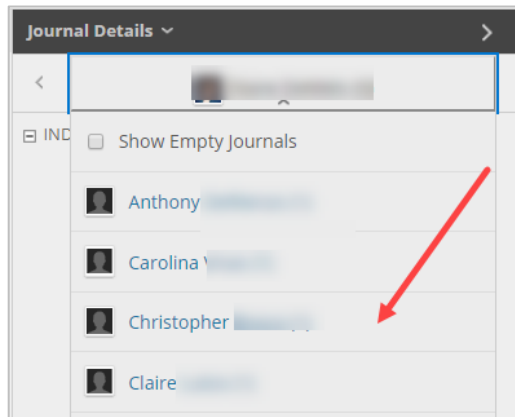


2. On the Journals listing page, select the journal entry to view by clicking on the journal title.

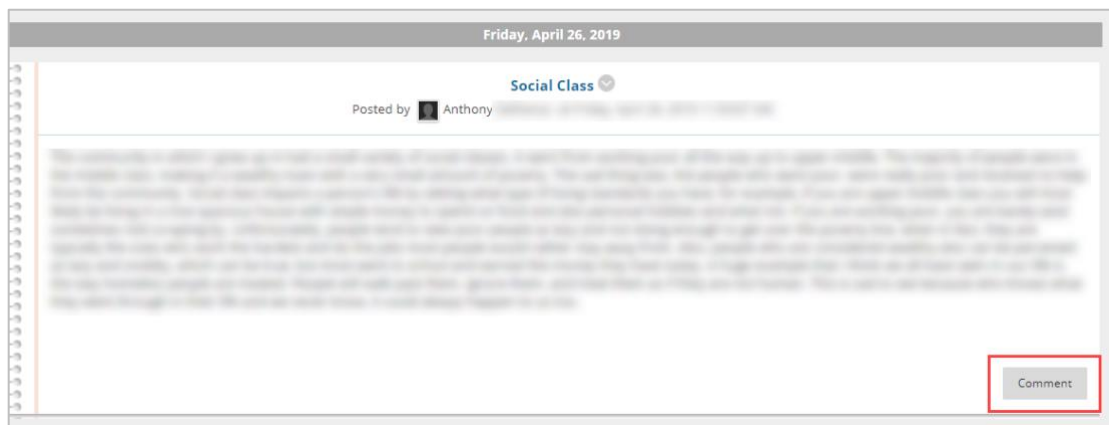


3. On the journal details section (right hand of the screen) click on your name and a drop down menu opens. You will see the names of the students who contributed journal entries. Click on a student's name.

ADD JOURNAL COMMENTS



4. Click comment following the user's entry.



5. Type your comment in the box. Click **Add** to submit.

