


ULEARN EDIT MODE

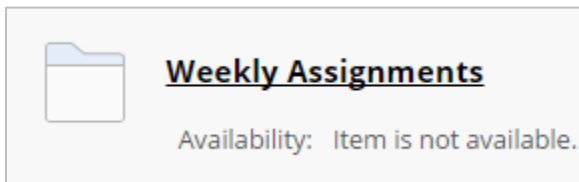
In ulearn, when the Edit Mode is turned on, the ability to add and edit content is available. When the Edit Mode is turned off, the view only mode allows navigation in the course, and does not display any content that has been made unavailable.

Instructions


1. By default, Edit Mode is turned on so that instructors can add and edit content in their course. To turn the Edit Mode off, click on the **ON** icon to toggle it **OFF**.



Content that has been marked hidden from students is hidden in this view-only mode so only instructors see it.



2. To turn edit mode back on, click on the OFF icon to toggle it ON.



Edit Mode vs. Student Preview

While the Edit Mode button allows instructors to toggle between editing and a view-only mode, there is also a new Student Preview button. The Student Preview button, located next to Edit Mode, allows instructors to change their enrollment into the course and become a student. To find out more information about using this tool, be sure to check out the [Student Preview User Guide](#).

