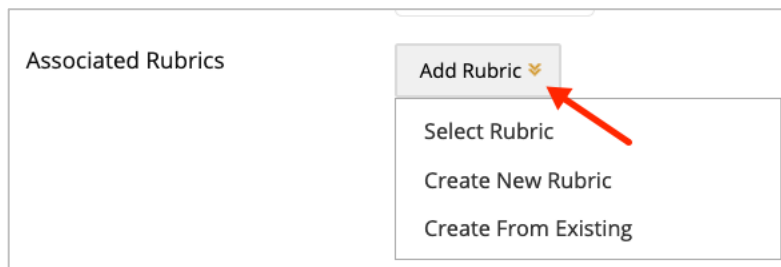


ASSOCIATE A RUBRIC

Rubrics [created](#) in ulearn need to be associated to a specific graded item or grade center column. Rubrics can be added to grade columns, assignments, blogs, discussions, journals, wikis, and to test questions such as, short answer and file response.

Instructions

1. When creating or editing one of the ulearn items listed in the description above, you have the option to add a rubric. Click on **Add Rubric**.







Select one of the following items from the drop down menu:

- **Select Rubric:** Associates a rubric that has already been created.
- **Create New Rubric:** Opens a pop-up window to allow immediate creation of a new rubric that will be associated to the item. Rubric will be stored in the Rubric Tool area (accessible from the left menu).
- **Create From Existing:** Creates a copy of an existing rubric that can be edited for this item. Rubric will be stored in the Rubric Tool area (accessible from the left menu).

Note:




If the points associated to the rubric do not match the points possible for the item, a pop-up window opens asking if it is ok to change the points possible of the item to match the rubric.

2. Once a rubric has been associated to the item, a toolbar appears to manage the rubric settings.

Name	Type	Date Last Edited	Show Rubric to Students
  Assignment Rubric	 Used for Grading	Aug 25, 2021 12:57:49 PM	 Yes (With Rubric Scores)

Explanation of icons:

ASSOCIATE A RUBRIC

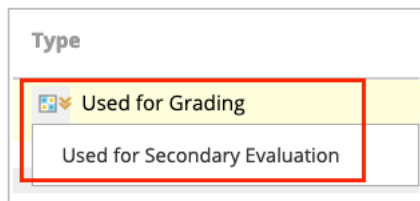
-  Remove rubric associated to item
-  View rubric associated to item
-  Edit rubric associated to item

Note:

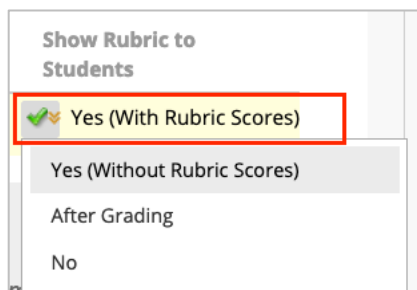
Edits to a rubric here will be visible on every item this rubric is associated to. If you want to make changes to this item alone, remove the associated rubric and select **Create From Existing**.

Multiple rubrics can be assigned to an item but only one can be used for grading.

- Select **Used for Grading** from the dropdown menu to select the rubric needed to derive a grade (most common option selected).
- Select **Used for Secondary Evaluation** to associate a rubric for qualitative assessment.



Show Rubric to Students offers four options for rubric visibility. An explanation of these options follows.



- **No** does not allow students to view the rubric at any time.
- **Yes (With Rubric Scores)** allows students to view the rubric when the item is made available, including possible point or percentage values. *This is the recommended option.*
- **Yes (Without Rubric Scores)** allows students to view the rubric when the item is made available, but does not include the possible point or percentage values.
- **After Grading** allows students to view the rubric with scores only after grading on their submission is complete.