

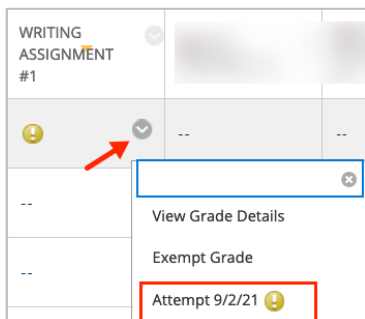
# GRADE ASSIGNMENT WITH A RUBRIC

In ulearn, once a rubric created in ulearn has been attached to an assignment, you can easily grade with it and the grade will automatically save in the grade center.

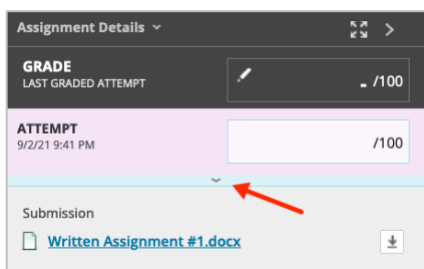
---

## Instructions

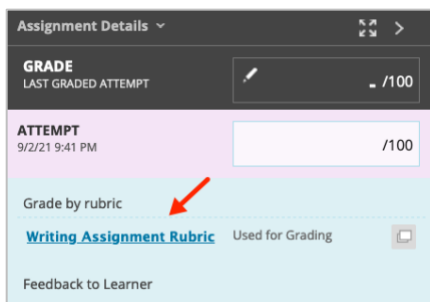
1. In the grade center, locate the cell for the student's assignment you wish the grade. Select the **down arrow** in the grade cell and then click the **Attempt** (which is followed by the date the student submitted it).



2. In the Assignment details pane on the right, click on the small **downward pointing arrow** in the blue space located above the Submission.



3. Click the **rubric**.



4. The rubric expands. Click on **Show Descriptions** to show the description for each criteria. Click **Show Feedback** to show the Feedback box (this is feedback left for specific criteria only). To

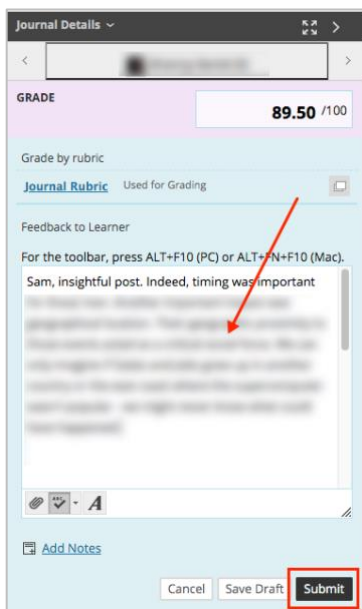
# GRADE ASSIGNMENT WITH A RUBRIC

open the rubric in a new window, click the **box** icon that shows on the same line as the name of the rubric. Click **Save Rubric**. You can leave Feedback to the student in the next step.



Category	Exemplary	Proficient	Developing	Beginning
Sociological Insight (30.00%)	30 (30.00%) points	25.5 (25.50%) points	21 (21.00%) points	16.5 (16.50%) points
Critical Analysis (25.00%)	25 (25.00%) points	21.25 (21.25%) points	17.5 (17.50%) points	13.75 (13.75%) points
Structure and Organization (17.00%)	20 (20.00%) points	17 (17.00%) points	14 (14.00%) points	11 (11.00%) points
Writing Mechanics (12.75%)	15 (15.00%) points	12.75 (12.75%) points	10.5 (10.50%) points	8.25 (8.25%) points
Paper Format/Assignment Elements (8.50%)	10 (10.00%) points	8.5 (8.50%) points	7 (7.00%) points	5.5 (5.50%) points
<b>Raw Total:</b>	<b>93.25 (of 100)</b>			

- The grade will appear. Leave meaningful assignment feedback to the student in the **Feedback to Learner** box. This is where feedback appears to students on their MyGrades page. Click **Submit** when finished.



Journal Details

GRADE **89.50** /100

Grade by rubric

[Journal Rubric](#) Used for Grading

Feedback to Learner

For the toolbar, press ALT+F10 (PC) or ALT+FN+F10 (Mac).

Sam, insightful post. Indeed, timing was important

Cancel Save Draft **Submit**