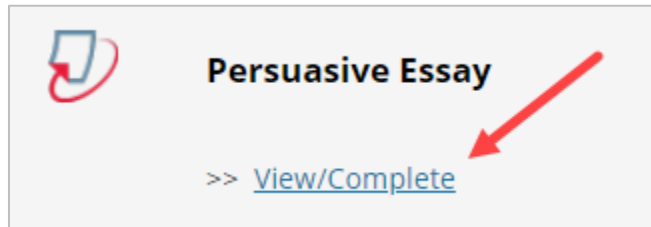


SUBMIT A TURNITIN ASSIGNMENT

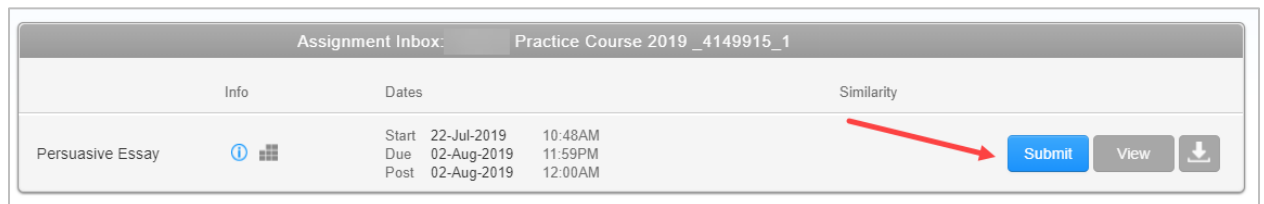
Turnitin is a service used to verify the originality of student work. Your instructor may ask you to submit a Turnitin assignment in ulearn.

Instructions

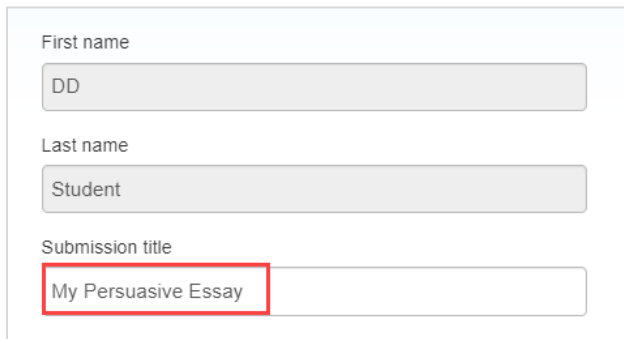
1. Navigate to the Turnitin assignment in ulearn and click **View/Complete**.



2. Click the **Submit** button.

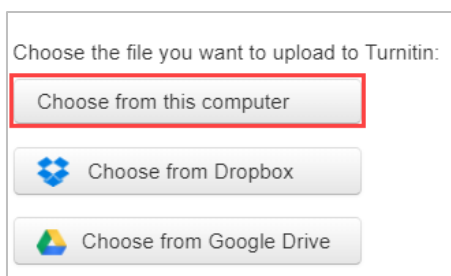


3. Enter a title into the **Submission title** text box.



A screenshot of the Turnitin submission form. It has three text input fields: "First name" with "DD", "Last name" with "Student", and "Submission title" with "My Persuasive Essay". The "Submission title" field is highlighted with a red rectangular border.

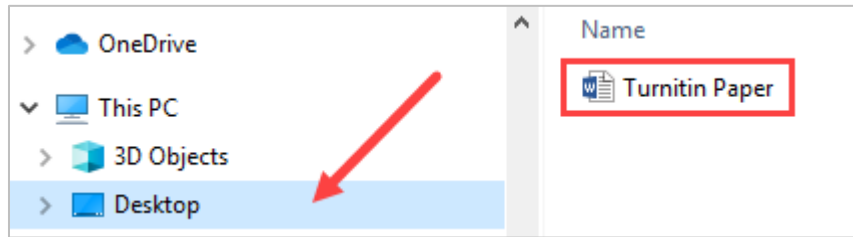
4. Click **Choose from this computer** to locate the file to upload. Files can also be uploaded from a Dropbox or Google Drive account.



A screenshot of the Turnitin file selection options. It says "Choose the file you want to upload to Turnitin:". Below are three buttons: "Choose from this computer" (highlighted with a red border), "Choose from Dropbox" (with a blue Dropbox icon), and "Choose from Google Drive" (with a colorful Google Drive icon).

5. Select the file from your desktop or other location and **double click** it.

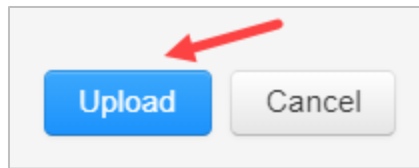
SUBMIT A TURNITIN ASSIGNMENT



Note:

Turnitin will accept files form Microsoft Word, Excel, PowerPoint, WordPerfect, Post Script, PDF, HTML, RTF, OpenOffice (ODT), Hangul (HWP), Google Docs and plain text.

6. Click **Upload**.



7. Verify the correct file has been submitted and click **Confirm**. You must click confirm or your paper will not be submitted.

Please confirm that this is the file you would like to submit...

Author:
DD Student

Assignment title:
Persuasive Essay

Submission title:
My Persuasive Essay

File name:
Turnitin Paper.docx

File size:
13.02K

Page count:
2

Word count:
284

Character count:
1690

« Page 1 »

Here is a preview of the document content. A red arrow points from the 'Confirm' button to this preview area.

« Confirm » Cancel

We take your privacy very seriously. We do not share your details for marketing purposes with any external companies. Your information may only be shared with our third party partners so that we may offer our service.

SUBMIT A TURNITIN ASSIGNMENT

- The Turnitin assignment has been successfully submitted. You will also be emailed a receipt. Please keep this email.

Congratulations - your submission is complete! This is your digital receipt. You can print a copy of this receipt from within the Document Viewer.

Author:
DD Student

Assignment title:
Persuasive Essay

Submission title:
My Persuasive Essay

File name:
Turnitin Paper.docx

File size:
13.02K

Page count:
2

Word count:
284

Character count:
1690

Submission date:
30-Jul-2019 11:02AM (UTC-0400)

Submission ID:
1156237260

« Page 1 »

Sed ut perspiciatis unde omnis iste natus error sit voluptatem accusantium doloremque laudantium, totam rem aperiam, eaque ipsa quae ab illo inventore veritatis et quasi architecto beatae vitae dicta sunt explicabo. Nemo enim ipsam voluptatem quia voluptas sit aspernatur aut odit aut fugit, sed quia consequuntur magni dolores eos qui ratione voluptatem sequi nesciunt. Neque porro quisquam est, qui dolorem ipsum quia dolor sit amet, consectetur, elit qui amet, nesciunt ut aut vero tempora cumque.

