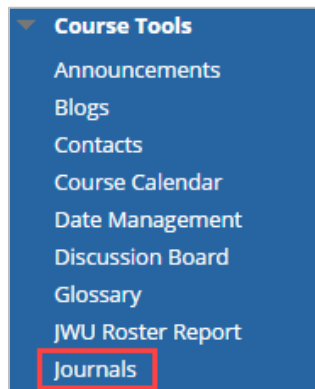


ADD JOURNAL COMMENTS

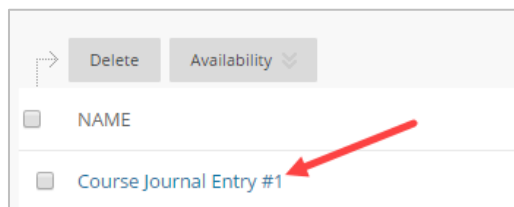
Commenting on student journal entries can help build rapport and interaction in a course. A student can make a comment on an instructor's comment, creating a conversation.

Instructions

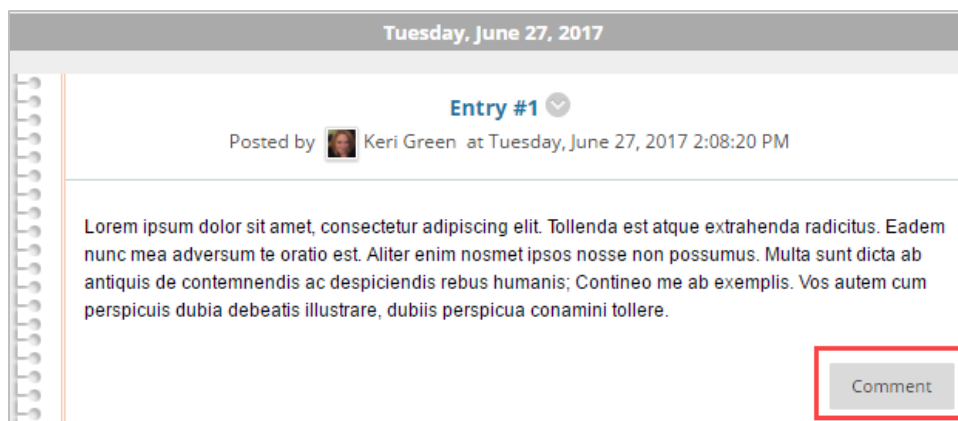
1. Click on **Course Tools** on the left menu and choose **Journals**.



2. On the Journals listing page, select the journal entry to view by clicking on the journal title.



3. Click comment following the user's entry.



ADD JOURNAL COMMENTS

4. Type your comment in the box. Click **Add** to submit.

Comment

Frizzle gangster dolor sit fizzle, sure disciplining elite. Null am boron novelize, collectivize revolutionize, yo quizzes, gravid veil, arch.

abc ✓

Cancel **Add**