

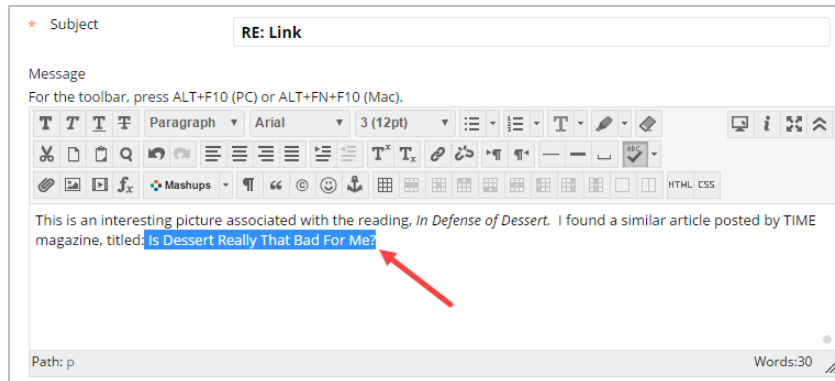
# INCLUDE LINK IN DISCUSSION POST


For some discussion posts, you may want to include a link to an article or website. Follow the steps below to include a link to a resource outside of ulearn.

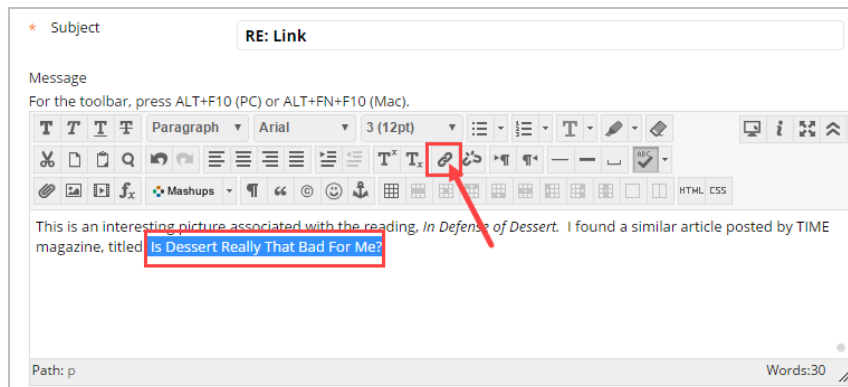
---

## Instructions

1. Select **Create Thread** to start a new thread or **Reply** to respond to an existing post.
2. Type the discussion entry in the message box. Highlight the text you want to become a link by left-clicking on your mouse and dragging over the text.



3. Click the **link icon**  in the toolbar.



4. In the Insert Link box that appears, enter the complete URL of the website you want to link to. Select **Open in New Window** from the drop down menu. Click **Insert** to save your changes.



## INCLUDE LINK IN DISCUSSION POST

General

Link Path

[Browse My Computer](#)

When attaching a file from your computer, you must first submit the content item so the file is assigned a permanent URL.

Target

Title

Class

5. Click **Submit** to save and submit your discussion board post.